COLOMA OUTDOOR DISCOVERY SCHOOL

Gold Rush Living History Program

3-day Chaperone Handbook

2013-2014 Edition

P.O. Box 484 • Coloma, CA 95613 • www.cods.org
(530) 621-2298• Fax (530) 621-3572

Printed on recycled paper.

Table of Contents

1 Welcome!

2 About our Program

3 Typical Schedule

4-5 General Information

6 The Parent Chaperone Role at CODS

Insert:
Medical Information and Release Form

7 The Chaperone Role Continued

8 Chaperone Expectations
Student Expectations

9 A Community of Respect

10 Frequently Asked Questions
Weather at CODS

11 Average Temperatures
Pack List

12 Menu

13 More Information about CODS

14 Map & Driving Directions

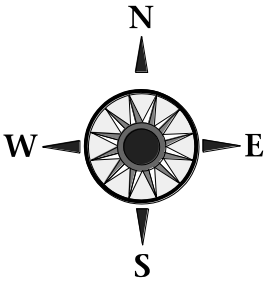

Welcome!

Dear Parent Chaperones,

Welcome to the Coloma Outdoor Discovery School (CODS)! We are pleased that you have decided to volunteer your time to support this educational adventure. As a Parent Chaperone at CODS you will be a "parent" to many students and you will play an essential role in their Outdoor School experience. We hope that your time spent here is equally rewarding.

The purpose of this handbook is to familiarize you with the policies and procedures of our school as well as your responsibilities as a Chaperone. A more in-depth orientation will occur upon your arrival. If you have immediate questions or concerns, please contact your classroom teacher.

Your classroom teacher assumes a great amount of responsibility in organizing the trip to Coloma. If, for any reason you cannot attend, please let your teacher know immediately so that an alternate Chaperone may be assigned.

And finally, in addition to the "pack list" found in this handbook, we ask that you bring your parental skills, a steady supply of enthusiasm, and a bit of patience. We are confident that you will become one of many Chaperones who have found that their experience at CODS exceeded their expectations.

We look forward to meeting you soon!

Sincerely,
All of us at CODS

Note: CODS does not discriminate on the basis of race, creed, color, national origin, age, disability, veteran status, marital status, sex or sexual orientation, in employment of administration or staff; the admission or treatment of visiting participants, parents or teachers; or in the operation of its educational programs and activities.

4TH GRADE GOLD RUSH
Learning about the past…changing the future.

The Coloma Outdoor Discovery School's Gold Rush program is designed for fourth graders, and is correlated with the California Content Standards. Our intention is to celebrate the culture, music, and folklore of the California Gold Rush while using lessons of the past to awaken students' interest and sense of responsibility for the environment.

At CODS, students *live* the Gold Rush: stories, songs, skits, and characterizations all help to convey the social and economic community of early Coloma. Students will walk in the footsteps of the 49'ers and experience some of the challenges of surviving away from home.

All of the educational programs at the Outdoor School operate around the concept of respect: for nature, oneself, and others. Students possess responsibilities in the bunkhouse, in the kitchen, and on the trail.

Here are some three-day program highlights:

DAY 1

- Where did the 49'ers come from? How did they get here?
- Did most Argonauts strike it rich? How does one identify *real* gold?

"Greenhorns" create a Gold Rush encampment with the help of a "Sourdough". Young 49'ers will get hands-on experience creating a shelter, washing laundry, baking cornbread, and of course, panning for gold. Then, partner up for a foot stompin' good time at the Hoe Down!

DAY 2

- How did the local people use plants in their daily lives?
- Why was the American River important in the gold discovery?

Students will continue their adventures into the town of Coloma and the Marshall Gold Discovery State Historic Park. Students will also learn about the plants and animals of the Sierra foothills on a three mile hike! That evening, a Native American story teller will bring to life native and local lore.

DAY 3

- What were some of the effects of the Gold Rush on Coloma?
- How are we similar to the 49'ers? How are we different?

On the final day, the students will talk about the 49'ers of today—themselves! Students will learn that what they need to survive today hasn't changed much… or has it? We hope that the new "sourdoughs" will return to their homes with some ideas of how to show respect to the environment where they live.

TYPICAL SCHEDULE

Monday/ Wednesday	
10:30am (11:00am Wed.)	Arrive at CODS, Students Live the Gold Rush! Teachers and Chaperones meet for orientation
3:45pm	All present for the first Town Meeting
4:30pm	Move into bunkhouses Prepare for evening program
5:00pm	Fire drill, then straight to…
5:30pm	Dinner, free time
6:20pm	Teacher Time/Parent Chaperone recess☺ Student restroom/drink break
6:50pm	Meet in the Kitchen
7:00-8:00pm	Hoe-Down! Then straight to...
8:00-8:30pm	Campfire, we love campfire!
8:30-9:30pm	Bunkhouse time, hygiene
9:30pm	Lights Out
9:45pm	Good Night! Quiet time
Tuesday/ Thursday	
7:00am	Rise and Shine! Hygiene, pack backpacks
7:55am	Meet for breakfast, free time
9:00am	Meet Naturalists in the Kitchen
9:00am-4:00pm	Explore the State Park and hike the Monroe Ridge!
4:00-5:15pm	Shower or Feet-on-Bunk time Supervised by Teacher(s) and Parent Chaperones
5:15pm	Meet in the Town Square for dinner, free time
6:20pm	Teacher Time/Parent Chaperone recess☺ Student restroom/drink break
6:50pm	Meet in the Kitchen
7:00pm	Campfire presentation with Native American guest
8:30-9:30pm	Bunkhouse time, hygiene
9:30pm	Lights out
9:45pm	Good night! Quiet time
Wednesday/Friday	
6:45am	Rise and Shine! Hygiene, move-out and clean-up
7:30am	Clean-up complete for Golden Dust Pan Award eligibility
7:45am	Move-out/clean-up complete
7:55am	Meet for breakfast, free time
9:00am	Students begin closing activities with Naturalists Parents/teachers remain for departure meeting
10:45am (11:15 Fri.)	All present for the Final Town Meeting
11:15am (11:45 Fri.)	Lunch, load cars/bus and say goodbye
12:00pm (12:30 Fri.)	Departure

We may amend parts of this schedule due to fluctuating departure/arrival times of individual schools, weather restrictions, or other unforeseen circumstances☺.

GENERAL INFORMATION

About CODS

Coloma Outdoor Discovery School is a non-profit, outdoor learning center which has been providing educational programs since 1990. Our residential programs offer experiences in Gold Rush Living History or *Team Discovery* Ropes Challenge. Each year, we provide educational experiences for over 7,500 students from public and private organizations throughout the state.

Location

CODS is located in the town of Coloma, one hour east of Sacramento and just off Highway 49. Our campus sits within the Coloma Resort, a gated campground situated on a mile of riverbank adjacent to the South Fork American River. This unique location allows students to experience California Gold Rush history where it all began. A walk across a historic bridge allows students to visit the Marshall Gold Discovery State Historic Park which includes a replica of Sutter's Mill, the visitor's museum, numerous historical artifacts, and beautiful hiking trails.

Facilities

Our bunkhouses and cabins sleep between 12-24 same gender individuals and are supervised by two or more Parent Chaperones. The rooms are climate-controlled and are equipped with a restroom. Additional shower houses are available for student use. Visiting teachers stay in separate, centrally located accommodations. Aside from the bunkhouses/cabins and a small clubhouse, all teaching and meeting areas will occur outdoors or under covered, outdoor areas. **All participants should be prepared for inclement weather**!

Supervision

The safety and well-being of your child is our primary concern. All students are supervised on a 24-hour basis by either the Outdoor School teaching staff, classroom teachers, and/or trained Parent Chaperones from your school. This allows the adult/student ratio to be 1:5 during the day and 1:8 (no more than 1:12) at night. All visiting adults will be oriented to emergency policy and procedures upon arrival at CODS.

Program Fees

Please visit our website for a current price list. Fees include room and board, instruction, program supplies, evening presenters, a souvenir bandanna, and admission to the State Park. Transportation from your school to the Coloma Outdoor Discovery School is an additional expense.

Direct costs to parents vary as student fundraising, PTA assistance, and district contributions may offset program costs in some school districts. The decision to conduct fundraising activities is usually made by the classroom teacher(s), students, and parents after receiving permission from the school administration. Your child's teacher will inform you of the exact amount due for the program and transportation after any fundraising has been collected.

Refunds, minus a 20% administrative fee, will only be given for students who fall ill within three days prior to the arrival date. The illness must be verified by the classroom teacher and reported to CODS. Refund money will be sent to your child's school.

Sharing CODS

Frequently, more than one school attends CODS at once. In these cases, schools will remain independent for the small learning groups and for sleeping accommodations. Schools will be integrated during meals, recreation periods, and the evening program. We encourage the formation of new friendships between schools, and teachers often facilitate this process by having students write “pen-pal” letters ahead of time.

Student Letters

Many teachers hand out letters from home on the second night. If you would like your child to be included, even though you will be at CODS, prepare an 1849 letter for your “greenhorn” and give it to the classroom teacher prior to your departure date.

Student Free Time

Anywhere on the schedule that you see the words “free time”, students may choose from the following options:

- ★ Gold Panning: Eureka! There is real gold in the pay dirt.
- ★ Playground: Horseshoes, basketball, hula-hoops, and jump ropes.
- ★ Table Games: In the kitchen there are checkers, cards, etc.

If you’d like to bring a game or instrument from home, this is the opportunity to share your talent. Simple activities such as crossword puzzles, short stories (please no scary ones), simple crafts, mind challenges, and quiet games are also useful for down time.

Moving Out

Whew! All good things must come to an end. Moving out takes place *BEFORE* breakfast on your departure day.

❶ Please help students pack up their luggage and carry to the designated luggage spot for your school. Students will need to keep their water bottle, gold pouch, and backpack on their person for final day activities.

❷ Each student is 100% responsible for his/her belongings. Remind them to check the lost and found.

❸ Have students help tidy up the bunkhouse (see cleaning duties posted in bunkhouse) and pick up any trash in the bunk/Town Square area.

❹ Your bunkhouse will be eligible for the “golden dust pan” award if the above is completed by 7:30am.

THE PARENT CHAPERONE ROLE AT CODS

Departure for Outdoor School

Please meet the classroom teacher(s) and students at the designated time. If you are driving a vehicle, check with your teacher for any special instructions and please honor our arrival times. We will have someone assigned to greet you at 10:30am on Mondays and 11:00am on Wednesdays. At this time, we will direct the students and give instructions for luggage and parking. Please try to arrive together if carpooling.

In the Instructional Groups

After orientation at the Coloma Outdoor Discovery School, you will join your "town" of students. Each Gold Rush town is comprised of approximately 15 students, your Naturalist, you, and another Parent Chaperone. You will oversee either the girls or boys of this group (about 8 children) for the whole trip to Coloma. Here's what your role entails:

- ★Participant—We invite you to learn right along side with the students! In fact, the quality of their (and your) experience will increase with your enthusiastic participation.
- ★Naturalist Assistant—Your Naturalist is a highly trained individual who is prepared to be your town leader, however, please be willing to help him or her with supervising and refocusing students.
- ★TSP Assistant—*Trained School Personnel (TSP) from your child's school will be in charge of administering student medications, including over-the-counter medications.* For emergency purposes, you will carry confidential student medical forms on your person at all times (unless otherwise noted by personnel from your school). Chaperones are not responsible for carrying or administering student medications (unless for your own child).

In the Bunkhouse

Room assignments usually happen this way: The girls from one town are paired up with the girls from another, and same with the boys. You will have a Parent Chaperone from your school of the same gender to assist with your bunkhouse group. If it is important for you to be placed in a bunkhouse with your son/daughter, please let your classroom teacher know at least two weeks prior to the trip. CODS will try to honor your request, but we do not make any guarantees☺. Your responsibilities in the bunkhouse will include:

- ★ Promoting Respect—Please carry on the theme of being considerate of others and their property. Please ask students to remove their shoes prior to entering the bunkhouse.
- ★ Supervising—Please ensure that your assigned students are under a watchful eye at all times. Unsupervised students are not permitted to return to the bunkhouse. Please make sure that students do not have any food, electronics, or medications (other than epi-pens or inhalers) on their person or in the bunkhouse.
- ★ Preparing—CODS is the first trip away from home for many of our students. They will need help with hygiene, rolling sleeping bags, selecting appropriate clothing, packing their backpacks for the day, etc.

At Meals

Students will sit in their town groups in the kitchen. At this time, Parent Chaperones are not assigned directly to a group of students. Each Chaperone has a role for each meal, and this schedule will be given to you during orientation.

During the Evening Program

An Evening Naturalist will be the main CODS facilitator after 4:00pm each day. This person will be in charge of dinner and the evening program. What can you do to help? Please participate, supervise and watch for respectful behavior.

At Night

The Evening Naturalist will review lights out (9:30pm) and quiet time (9:45pm) with the students before their good-night dismissal. Please let us know if you need any assistance. We are prepared to replace light bulbs, lend towels, and answer any questions. The Evening Naturalist will make sure everything is peaceful before heading home at 10:00pm. Your classroom teacher has primary responsibility to handle ill students and emergency situations between 10:00pm-7:30am.

IN CASE OF AN EMERGENCY:

▼

In case of a medical emergency, use 24-hour emergency phone in the First Aid Trailer to **DIAL 911**. Tell them you are in the bunkhouses at the Coloma Resort. Give the emergency personnel the individual's medical information form.

▼

If you aren't sure if you have an emergency situation, alert your classroom teacher and consider phoning the Marshall Hospital emergency line: **(530) 626-2678**.

▼

Consult the individual's medical information form. If the individual is a student, have the classroom teacher call a parent/guardian for advice.

▼

For students: if the teacher in charge elects to personally transport the student for non-emergency medical care as requested by the parent at home, please assign another adult to accompany the student and make sure he/she has the medical information form—this allows permission to treat the child and provides related medical history. Directions to Marshall Hospital are located in the red folder in the First Aid Trailer.

Marshall Hospital, (530) 622-1441
1100 Marshall Way, Placerville, CA 95667

▼

For non-health related emergencies involving the facilities (plumbing, power, etc.), call Marielle or Fred at: **(530) 626-5206**.

BUNKHOUSE TIPS

Supervising several greenhorns in one bunkhouse is often the biggest challenge for parents. Over the years, we have found the following tips to be very helpful for our chaperones:

- Students may switch bunks during the trip per chaperone approval.
- Rock Paper Scissors is the universal problem solver.
- All students need to talk with inside voices when inside the bunkhouse. Please be considerate and keep the noise level down.
- All student items should be kept in luggage until needed.
- Use outside bathrooms as a group and inside bathrooms as individuals.
- All students should have all items ready before leaving the bunkhouse.
- Replacement linens/sleeping bags can be found in the Med Trailer.
- Bringing books and a craft/project to keep student hands busy during foot-on-bunk time or just before bed-time is well worth you effort.
- NO pillow fights, bunkhouse raids, midnight snacks, etc.
- NO GHOST STORIES.

CHAPERONE EXPECTATIONS

You are not in this alone! Everyone here works as a team: CODS Naturalists and administrators, the kitchen and maintenance staff, classroom teachers, and the students too! You will be busy, but previous Parent Chaperones have found the responsibilities manageable. Your role is *essential* to our program and we appreciate your support. In order to maintain the professionalism of CODS and to ensure a safe and positive environment for all participants, you will be expected to honor the following guidelines:

- Tobacco, drugs and alcohol are not permitted on the CODS campus.
- Role-model student guidelines: no gum, candy, open-toed shoes, or electronic devices.
- Travel in groups of three. A group of three consists of two (2) students and one (1) adult, or two (2) adults and one (1) student.
- Use positive and appropriate language.
- Avoid conversations related to personal or controversial topics.
- Respect student modesty and privacy in the bunkhouse.
- Limit physical contact with the students (aside from general assistance and supervised activities).
- Ensure that assigned students are supervised at all times.
- While cell phone reception is NOT guaranteed, please limit your cell phone use to your break time when you are NOT supervising children.
- This is a three-day commitment. For the consistency of our program, please do not request to leave for any duration of time.
- Enjoy your three-day child immersion!

STUDENT EXPECTATIONS

Behavior at the Coloma Outdoor Discovery School is guided by respect: for nature, self, community members, the facility, and leaders. Students will wear a red bead on their gold pouches representing a commitment to the above. The Naturalists at CODS model these forms of respect and reinforce positive behavior. However, even with the best intentions, people make mistakes! The behavior in question will be made aware to the student so that he/she can make an improvement. If the condition persists and the quality of education for others in the group is being compromised, a discussion will take place between the student, classroom teacher and CODS Program Director. As a last resort, parents will be contacted and required to come and pick up their child. Each student will have the following guidelines included in his/her student handbook. Please assist us in promoting a *community of respect* at our school:

A COMMUNITY OF RESPECT

Respect for Nature: Everything in Nature has a purpose, so we leave natural things where they are unless guided by a Naturalist. A stick may be a home; a rock could be protecting something else. Picking flowers takes away that plant's ability to produce seeds and return next season. Use trails to avoid unnecessary erosion.



Respect for Oneself: Drink plenty of water, eat, and sleep to replenish your body during the active days at Outdoor School. Don't get hurt by doing something inappropriate like pushing, fighting, or tree climbing. Come for activities dressed appropriately, with water bottles full and bladders empty. Shoes must be worn at all times. If you are feeling bad or have injured yourself, tell someone in charge. If you hear the fire bell ring, walk to the safe spot, find your bunkhouse group and wait for instructions.

Respect other community members: Only go in your own bunkhouse during your visit and only when your Parent Chaperone is there. Respect the property of others as you wish your own things to be respected. Stay on schedule so others don't have to wait for you. Seek ways to be helpful and caring.

Respect for the Coloma Outdoor Discovery School facility: Remember that other adventurers will be using this site after you. Do your best to leave it in the best possible condition. Keep your eyes peeled for litter and signs of people that don't share your high level of respect.

Respect for Leaders: The staff and Parent Chaperones are dedicated to making your adventure an enjoyable and memorable one. Please be attentive, follow directions and boundary guidelines at all times. Be enthusiastic and ask questions for better understanding.

Frequently Asked Questions

- **Will I have any breaks?**
  Be prepared for an active schedule! Chaperones receive a 30 minute "recess" during teacher time. This is a good opportunity for showering, using the phone, or ordering your espresso for the morning.
- **Why can't I be in my child's group?**
  Outdoor school is an opportunity to *grow* for many children. We've found that students perform better when independent from mom and dad. Your child will appreciate you supporting others and the two of you will have times to connect: at meals, free time, and during the evening program.

Is there poison oak at CODS?
There is poison oak along the trail in the State Park. For this reason, we request that participants hike in long pants. The students will learn about both helpful and harmful plants along the trail.

- **Is there cell reception at CODS?**
  Cell reception is not guaranteed. *There is no payphone on campus; however, Wifi is available to check email or Skype© your family members.* Please refrain from using electronic devices while supervising students.
- **How demanding is the Monroe Ridge Hike?**
  You have from 9am to 4pm to explore the State Park and hike the trail. The hike is moderate and taken at a 4th grade appropriate pace. The day can be physically demanding for certain adults as it involves 4 to 5 miles of walking with a gradual elevation gain of approximately 800 ft.
- **Where's the hot tub?**
  Yeah right! You won't find anything in our literature containing the words "relaxing" and "getaway", however, your responsibilities at CODS are shared and reasonable. We guarantee a fulfilling experience.

WEATHER AT CODS

The weather in the Sierra foothills is variable! During any month, expect chilly weather day or night. Be prepared for anything in the spring… but by May/June we are usually dipping our bandannas in cold water! We suggest "layering" clothing to accommodate cool mornings and warmer afternoons.

What happens in case of extreme weather conditions? We are an OUTDOOR school and try to conduct almost every part of our program, regardless of the weather. However, in the case of extreme heat (95 degrees↑) or torrential rain, we will abridge the hike on day two. Please come prepared to be outside in the rain if you are traveling to Coloma in any month of the year. If you are traveling to CODS during the months of May, June or September, expect it to be hot. While packing, please check the weather forecast if possible.

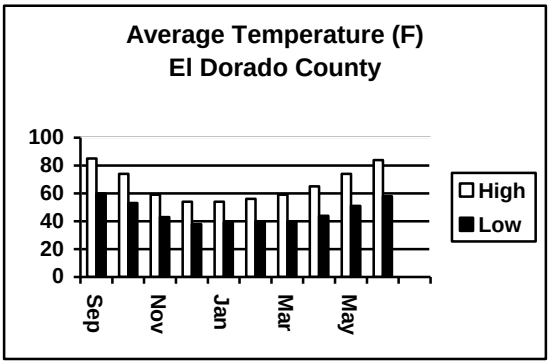

PACK LIST

Do not bring anything that you worry about getting dirty or "gently used" and make sure you pack "weather appropriate" attire. Please limit luggage to one backpack, one suitcase or duffel bag, sleeping bag and pillow. **Label everything with your name.** ***CODS is not responsible for lost or stolen items.***

Pack in your suitcase:
□ 1 pair light weight pants (when hot)
□ 2 pair long pants (Shorts are not permitted on hike day)
□ 2 sets underwear
□ 2 t-shirts
□ 3-4 pair socks
□ **2 pairs** of close-toed walking shoes. *No skate shoes. For cold wet weather: warm and waterproof..*
□ flashlight
□ flip flops (for showering only)
□ hair brush/comb
□ laundry bag or plastic bag
□ non-spray insect repellant (spring)
□ sleepwear
□ toothbrush & paste
□ warm sweater/sweatshirt
□ washcloth, towel & soap

Winter Items:
□ gloves or mittens
□ long sleeve shirts
□ thermal underwear
□ warm coat
□ warm hat
□ waterproof boots

Don't forget:
□ sleeping bag & pillow
□ watch with alarm

Pack in your backpack:
□ 16 oz.+ reusable water bottle (two in September, May, June)
□ Sharpie marker
□ hat or cap
□ chapstick
□ camera (optional)
□ lunch for arrival day
□ pencils
□ this handbook
□ sunscreen
□ waterproof rain jacket or poncho

Optional:
□ *Highly recommended*: game, craft, read aloud book or other quiet activity for students while in the bunkhouse.
□ Hand towel
□ $3.00-4.00/drink for a latte or mocha
□ Sunglasses or other ultraviolet protective eyewear
□ book
□ cell phone or travel alarm clock
□ fitted single-size mattress sheet and/or thin camping mattress
□ gold pouch (if you've been to CODS before)
□ hair dryer (for adult use only)
□ hand towel (for bunkhouse bathroom)
□ permanent markers (for labeling student gold vials, water bottles, bandanas, etc.)
□ re-useable coffee mug
□ slippers
□ student activities (see "Student Free Time")
□ watch

Please do not bring:
-Open-toed shoes
-Alcoholic beverages
-Weapons
-Candy or gum
-Recreation equipment (balls, Frisbee, etc.)
-Things of great value that could be lost or stolen

TYPICAL MENU

The CODS menu is designed to be kid-friendly, allergen-sensitive, and earth-conscious. Food items are served individually, so participants will have choices according to their liking. When available, other food, including food from our organic garden, may supplement the typical menu outlined below.

If you, or your child, need food different from that provided (food allergies, vegan, etc.), please prepare ready-to-eat, supplemental food, packaged for each meal. Once on-site, you will have access to refrigeration and a microwave. A complete ingredient list is available at www.cods.org under the "visitor info" page.

Dinner		
Mon/ Wed Dinner	Taco Dinner	• Flour tortilla^♦ or taco shell, ground turkey, Spanish rice*^, vegetarian refried beans, steamed corn, tortilla chips • Condiments: Diced tomatoes, Picante mild salsa, shredded cheddar/jack cheese*, lettuce, sour cream*, Tapitio hot sauce, olives, onions • Beverages: Milk (or soy^), water • Dessert: Chocolate chunk cookies*♦ ^
Tue/ Thur Dinner	Spaghetti Dinner	• Spaghetti noodles♦^ with vegetarian or poultry marinara sauce, garlic bread*♦^, green salad, steamed broccoli • Condiments: Italian^ or buttermilk ranch dressing*^, olive oil, Romano cheese* • Beverages: Milk (or soy^), water • Dessert: Brownie*♦^
Breakfast		
Tue/ Thur Breakfast	French Toast	• French toast*♦^, turkey sausage, scrambled eggs, cold cereal (Corn Chex, Cheerios♦), instant oatmeal, seasonal fruit Condiments: Syrup, butter pats* • Beverages: Milk (or soy^), orange juice, hot cocoa*^
Wed/ Fri Breakfast	Biscuit	• Scrambled eggs, biscuits*♦ ^, turkey sausage, country-style potatoes, cold cereal (Corn Chex, Cheerios♦), instant oatmeal, seasonal fruit • Condiments: strawberry preserve, butter pats* • Beverages: Milk (or soy^), orange juice, hot cocoa*^
Lunch and Snack		
Lunch Day 1	Sack Lunch	• Parents/Guardians: Please prepare healthy, low-sugar food and use minimal packaging. Food without nuts is preferred ☺.
Snack Day 1	Cornbread	• CODS cornbread contains wheat, soy, & egg but no dairy^♦
Hike Lunch Day 2	Picnic Lunch	• Honey-wheat bagel ♦, soy butter^, salami, cream cheese*, carrots, pretzels♦, sliced oranges, string cheese*, celery sticks, vegetarian soup may be provided when cold♦^ • Snack: Animal crackers♦ ^, apple
Departure Lunch Day 3	Deli Lunch	• Sourdough♦ ^ or wheat bread*♦ ^, turkey slices, seasonal fruit, potato chips; vegetarian soup may be provided when cold♦^ • Condiments: cheese slices*, dill pickles, onions, lettuce, tomatoes, ketchup, mayo*^, mustard • Beverages: Lemonade, water

**This product contains dairy, ♦contains wheat, ^ contains soy.*

Coffee and tea are available at all times for adults only. Mochas and lattes are available for an additional charge. (Please bring smalls bills for exact change. Any amount leftover will be donated to the CODS Scholarship Fund).

Kitchen Privilege (KP): Each meal will have an assigned group to assist with kitchen clean-up. These students will help to oversee food scrapin', plate washin', table wipin', waste weighin', and general clean-up of the kitchen.

MORE INFORMATION ABOUT CODS



Ropes Challenge
Did you know we offer additional programs? This program allows both individuals and groups to be challenged through a series of initiatives that begin on the ground and progress to more ambitious heights. This program is ideal for organized groups of 15 or more people, grades five to adult.

Science Program
Did you know that our naturalists love to lead fifth and sixth graders through active investigations involving the American River watershed, water/life cycles, and/or the ecosystems that sustain life on Earth?

Coloma Resort
Coloma Resort, home of CODS, is a full-service campground that offers site reservations when our school is not in session. Return with your family during the summer and enjoy activities such as: tubing, fishing, rafting, and of course...gold panning! Visit www.colomaresort.com for more information.

Coloma Resort General Store
Forget something? The store offers convenience items, souvenirs, and non-alcoholic beverages. The best time to visit the store is on your break after the hike.

Our Naturalists
People often inquire about our wonderful staff. Our Naturalist team is carefully selected from applicants who have a minimum of a BA or BS and 6 or more months teaching experience. Naturalists participate in a comprehensive training, yet, the strength of our program comes from the unique talent and energy that each contributes.

Opportunity Reaching Everyone (O.R.E.)
Unfortunately, financial burden keeps students from attending CODS each year. Although CODS does offer a limited number of scholarships for students in need of financial assistance, we are unable to accommodate every request. The objective of the ORE fund is to provide a “lucky strike” for teachers who have exhausted all other resources. If you, your workplace, or someone you know, might be interested in sponsoring a student, classroom, or school, please contact us!

Find us on Facebook and Follow us on Twitter
Keep up to date by joining us on Social Media! Please share your ideas relating to pre or post program tips, examples of student eco-actions, or your favorite tidbits from your experience!

MAP & DRIVING DIRECTIONS

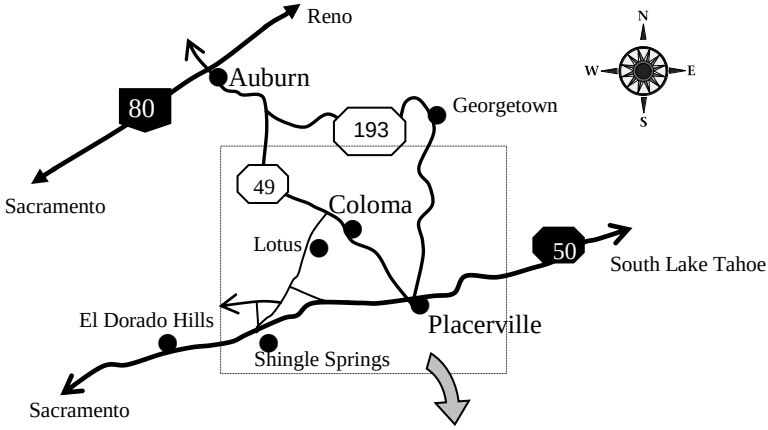

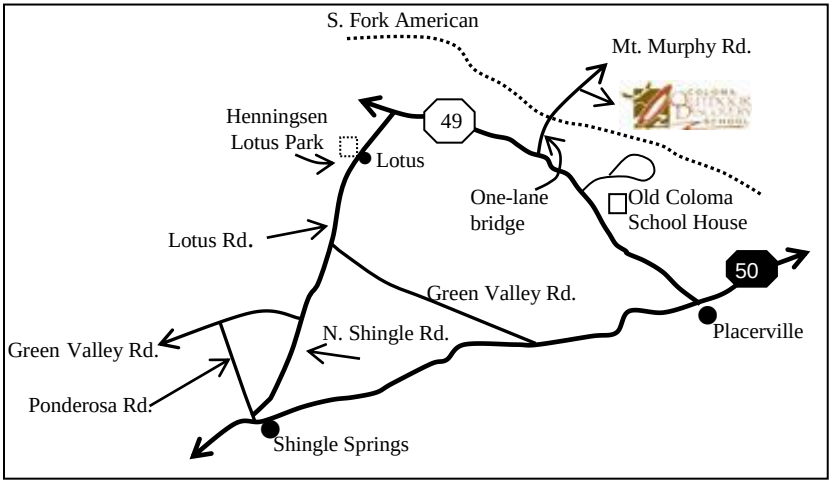

From Hwy 50:
Take Hwy 50 east toward S. Lake Tahoe. Exit at Ponderosa/North Shingle Rd (about 30 miles east of Sacramento). Turn left over Hwy 50 and make an immediate right on North Shingle Rd. North Shingle will become Lotus Rd. Follow Lotus Rd. to Highway 49. Turn right on Highway 49 and drive ¾ mile to Mt. Murphy Rd (just after Sutter's Mill) and turn left. Cross over the one-lane bridge and make an immediate right into Coloma Resort. Please check in at the office to the left of the wooden gate.

From I-80 (only recommended for groups traveling from the Roseville & Auburn areas) :
From Auburn take Hwy 49 toward Coloma. Drive about 18 miles until you reach the Marshall Gold Discovery State Historic Park. Turn left on Mt. Murphy Rd (just after Sutter's Mill). Cross over the one-lane bridge and make an immediate right into Coloma Resort. Please check in at the office to the left of the wooden gate.

Please recycle this booklet.