

Good Turn Gravesite Decoration

Scouts * Families * Friends * Veterans

Saturday, May 26, 2012

Registration starts at 7:15 AM * Ceremony at 8:30 AM

Honor the men and women who bravely served our country

Help place American flags at each of the 112,700 graves

Golden Gate National Cemetery * 1300 Sneath Lane * San Bruno



Hosted by: Pacific Skyline Council, Boy Scouts of America



Getting Started

- Preorder patches and pins (below) no later than May 18
- Park your vehicle where directed
- Wear footwear suitable for lots of walking in wet grass
- Come prepared for cold, maybe wet, weather
- Bring water to drink
- Scouts and leaders wear field uniform
- Gather at Check In

Check In

- Check opens at 7:15 AM
- **One** representative from each unit go to Check In
- Receive a map of the area your unit will be placing flags and a “poker” ticket
- Take your ticket and get your metal ‘pokers’. Pokers are used to make holes to insert the flags
- Gather in the Ceremony Area

Ceremony

- Opening Ceremony is down the hill from Check In
- The Peninsula Scout Band will be playing pre-ceremony patriotic music
- Redwood City American Legion Post 105 will be serving refreshments
- Opening Ceremony starts promptly at 8:30 AM

Flags

- **After the ceremony**, proceed to **your assigned area**
- **Take flags only from boxes in your area**
- See Flag Placement Instructions on other side
- Place only flags that are in good shape. Leave torn and damaged flags next to flag boxes on the roadside
- When you are finished with your area, check with volunteers carrying radios to see if other areas that need help
- When you are ready to go home, one person return to Registration to check out and pick up patches
- **Absolutely no flags are to go home**

Patch & Pin Order Form (Order must be received by 4:00 p.m., Friday, May 18)



Patches are free but must be preordered and will be available at the cemetery on May 26

Pins are \$2.50 each, must be preordered and will be available at the cemetery on June 2

District, Council or Organization:	Unit Type: Pack * Troop * Crew * Ship * Other: _____	Unit Number:
Contact (Print clearly):	E-Mail (Print clearly):	Phone (Print clearly): ()
Saturday, May 26, commemorative patches (free)	Number of participants:	Number of Patches:
Saturday, June 2, commemorative pins (\$2.50 each)	Number of pins at \$2.50 each:	Total amount: \$ _____ Checks payable to “BSA”




Mail or Deliver Order Form and payment to: Pacific Skyline Council, 1150 Chess Drive, Foster City, CA 94404

Questions: Keith Blackey * 650-704-2985 * Keith@Blackey.net

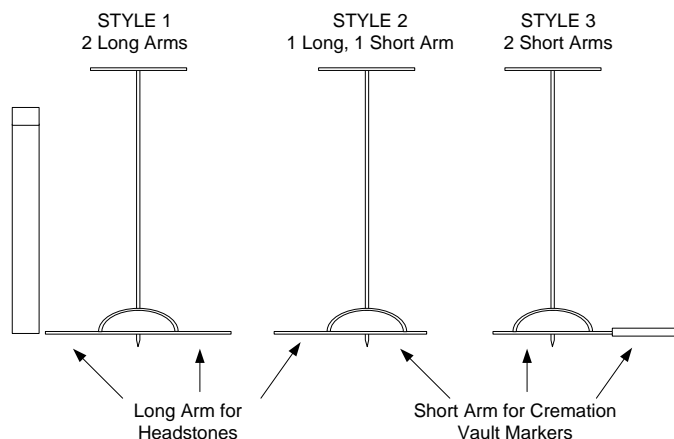
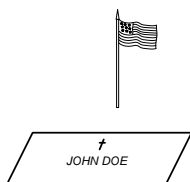
Flag Placement Instructions

Headstone



- Only take flags from storage boxes near your assigned areas.
- Pokers are a shared resource and as limited quantities are available, each group will receive an assigned number of pokers. If you don't have a poker you cannot simply stick the flags in the ground, they will not stand properly and may fall when the wind comes up.
- Each team should have a minimum of two people (Poker and Flag Bearer) with additional people helping by carrying extra flags.
- Locate the front of headstone (Side without section letter and plot number)
- Center the poker at the front side of the headstone using the proper gauge poker style (see detail below). Do not hit the headstone with the poker, as this may cause damage.
- Only one flag per gravesite.
- With your foot in the middle of the guide arm, push the poker into the soil until the bar is touching the soil. This will allow the flag to have enough support. Too shallow a hole will allow the flag to fall or lean.
- The flag bearer should have a flag ready to insert when the poker is removed. The flag shall be placed all the way into the punched hole.
- Cremation markers will have flags installed at the **REAR** of the marker. Using the appropriate poker, the flag shall be centered and spaced from the **REAR** edge of the marker. (See diagram)
- If your group needs assistance, look for GGNC grounds crew or area monitors with radios.

Cremation Marker



Related Events

Monday, May 28

Official Memorial Day ceremony " The Price of Freedom"

- Hosted by Avenue of Flags Committee
- Musical Prelude begins at 10:30 AM
- Program starts at 11 AM
- No-host luncheon follows at the American Legion Hall
757 San Mateo Ave., San Bruno
 - Cost: \$8.00
 - Please RSVP to:
Carolyn Livengood, 650-355-5533
 - Benefits American Legion Auxiliary and Avenue of the Flags Committee

Saturday, June 2

Good Turn Gravesite flag removal

- Sponsored by Pacific Skyline Council, Boy Scouts of America
- Starts at 9:00 AM. Flags come down quickly so don't be late
- No ceremony, just show up. Stop at Registration for instructions
- Bring water to drink
- Scouts and leaders wear field uniform
- Wear footwear suitable for lots of walking in wet grass.
- Come prepared for cold, maybe wet, weather
- Preorder commemorative **pins** (\$2.50 each)
- When you are ready to go home, one person return to Registration to pick up pins

REMINDERS— Flag manners and cemetery etiquette:

- Plant only flags that are in good shape, not torn or flags missing staples. Please return unserviceable flags to the storage boxes for repairs
- Do not lay the flags on the ground. No flags are to be removed from the property
- No running or horseplay. Be respectful
- Neatly planted flags are all straight up and down and appear the same when viewed down a row or across at an angle
- Please return all pokers to the check in area when finished. Do not lay pokers on the grass



Questions: Keith Blackey * 650-704-2985 * Keith@Blackey.net

